

First-Year Academic Guide

Johns Hopkins University 2022-2023





JOHNS HOPKINS UNIVERSITY

2022-2023

Krieger School of Arts and Sciences
Office of Academic Advising

Whiting School of Engineering
Office of Undergraduate Academic Affairs/
Engineering Advising

NAME_____

ADDRESS_____

CITY/STATE_____ZIP CODE_____

PHONE_____

HOPKINS ID NO._____

EMAIL ADDRESS_____

TABLE OF CONTENTS

Nondiscrimination Statement.....	3
Welcome to the 2022-2023 First-Year Academic Guide.....	4
How to Use This Guide	4
Section I: Advising and Academics	4
Advising: Selecting a Major	4
Advisors at Johns Hopkins	5
Tips for Getting Started on the Right Foot	7
The Challenge of Learning at JHU	8
Academic Requirements & Undergraduate Academic Catalogue.....	11
Transfer Credit.....	14
General Information About Course Numbering	14
Policies for External Credits Earned via Exam	15
Grading and Academic Status	15
Research and Independent Academic Work (IAW)	16
Attendance Policies.....	16
Satisfactory Academic Progress & Financial Aid	17
Final Exam Schedule.....	18
Intersession: B'more And Other Courses	18
Academic Integrity	19
Section II: Selecting Courses	20
Selecting Your First-Semester Courses	20
Course Selection for Peabody Double-Degree Students	20
Course Selection for Arts And Sciences Students	20
Course Selection for Engineering Students	24
Majors and Minors in the Krieger School of Arts and Sciences.....	27
Majors and Minors in the Whiting School Of Engineering	29
How to Read Course Descriptions.....	30
Waitlists and Textbooks for Courses.....	32
Choosing a Language	33
Foreign Language Placement	33
French, German, Italian, Portuguese, or Spanish Placement	33
Math Placement.....	34
Music at Hopkins	35
Section III: Resources	36
Academic Advising	37
Office of Academic Advising (Krieger School of Arts & Sciences)	37
Academic Support	37
Tutoring	38
Study Consulting Program	38
Pilot Learning	39
Writing Center.....	39

Milton S. Eisenhower Library	39
Center for Student Success.....	40
National Fellowships	40
Hour (Hopkins Office of Undergraduate Research)	41
Diversity and Inclusion	42
Office of Multicultural Affairs.....	42
LGBTQ Life	43
Women And Gender Resources.....	43
The Interfaith Center.....	43
Study Abroad	44
Counseling Center	45
Student Disability Services.....	45
Pre-Professional Advising	45
Life Design Lab at Homewood	47
Fast Forward U	48
Student Life	48
Community Service	48
ROTC.....	49
Office of International Services	49
Financial Aid	50
Orientation & First-Year Experience	50

NONDISCRIMINATION STATEMENT

The Johns Hopkins University is committed to equal opportunity and providing a safe and non-discriminatory educational and working environment for its students, trainees, faculty, staff, post-doctoral fellows, residents, and other members of the University community. To that end, the university seeks to provide community members with an environment that is free from discrimination and harassment on the basis of sex, gender, marital status, pregnancy, race, color, ethnicity, national origin, age, disability, religion, sexual orientation, gender identity or expression, veteran status or other legally protected characteristic. The university also is committed to providing individuals appropriate access to all academic and employment programs, benefits and activities on the basis of demonstrated ability, performance and without regard to any protected characteristic.

WELCOME TO THE 2022-2023 FIRST-YEAR ACADEMIC GUIDE

Congratulations-- you're a first-year student at Hopkins! You're now wondering "What classes should I take? How do I register? When will I meet with an advisor?" This Guide has been prepared by the Office of Academic Advising and the Office of Engineering Advising to answer these questions and help you plan your first year.

Sincerely,

Office of Academic Advising (Krieger School of Arts and Sciences)
Office of Engineering Advising (Whiting School of Engineering)

HOW TO USE THIS GUIDE

The Guide is divided into three sections:

- **Section I: Advising and Academics**
- **Section II: Selecting Courses**
- **Section III: Resources**

Read through **ALL** of Sections I and II. Consult the pages in Section III that interest you.

SECTION I: ADVISING AND ACADEMICS

ADVISING: SELECTING A MAJOR

A college education gives you flexible skills, confidence, and a deeper understanding of the world: this is the time to explore a variety of disciplines at JHU and to step off campus occasionally to test out career options through internships, research, and activities.

As you explore the academic curriculum and co-curricular opportunities at Hopkins, don't be surprised if your goals and career ideas change. Whether entering Hopkins with a plan or undecided about your future, your interests will evolve as you progress through college. You may find yourself further committed to the major you envisioned when you entered, or you may find yourself loving a major you did not know existed. Additional guidance about major selection follows in a few pages.

An important concept for you to keep in mind is that a major is not necessarily a commitment to follow a specific career path. The experiences of many Hopkins alumni demonstrate that majors are weak predictors of careers. For example, you might find someone with a history major working in finance or a mechanical engineering major working in city government.

ADVISORS AT JOHNS HOPKINS

For perhaps the first time in your life, **you** have primary responsibility for your education. To help you, Johns Hopkins has an academic advising system comprised of academic advisors, faculty advisors, Directors of Undergraduate Studies, Life Design educators, pre-professional advisors, mentors, tutors, and other university staff.

- **Professional Academic Advisors**

Summer before starting at Hopkins

All first-year students in Arts and Sciences and Engineering get academic advice from the professionals in the Office of Academic Advising (OAA) or the Office of Engineering Advising (OEA), respectively.

These professional advisors will work closely with you this summer, helping you make decisions about your first-semester courses and answering your questions about getting started at Hopkins.

Once you arrive at Hopkins

Arts and Sciences students will continue to have the professional academic advisors in OAA as your principal source for advice all year. You will meet with an OAA advisor in October to discuss your transition to college, then again in February/March to review your future academic plans. After the first year, you are welcome to visit us anytime.

Engineering students will continue to have the professional advisors in OEA available to you for advice and assistance throughout your Hopkins undergraduate career. However, your faculty or departmental advisor (see information below), who will be assigned to you at the end of the summer, will be your primary contact for curricular advising once you start at Hopkins.

- **Faculty Advisors**

Arts and Sciences students are assigned a faculty advisor at the end of the first year based on interest in a major. During your time at Hopkins, faculty advisors will help you navigate the major by suggesting courses, explaining requirements, and discussing opportunities for research.

Engineering students are assigned a faculty or departmental advisor from the academic department the student has selected as a major.

“Undecided Engineering” students are also advised by faculty who have special expertise and interest in helping students in this group find their academic home at Hopkins. The faculty or departmental advisor is the primary point of contact for engineering students once you start at Hopkins. They will help you choose courses and answer any questions regarding major requirements.

- **Directors of Undergraduate Studies**

Each discipline has a faculty member who serves as a Director of Undergraduate Studies. All students, including freshmen, should consider meeting with these faculty to talk about course offerings, major or minor requirements, research opportunities, or other general questions about the discipline.

- **Life Design Educators**

First-year students are encouraged to engage with programming through the Life Design Lab. Life Design Educators create first-year experiences to help students begin integrative learning at the start of their Hopkins career. There are more details about this office in **Section III** of this Guide.

- **Pre-Professional Advisors**

The Office of Pre-Professional Programs and Advising provides resources, support, and guidance for application to graduate education in health and law. There are more details about this office in **Section III** of this Guide.

- **Mentors, Tutors, and University Staff**

There is a wide array of resources at Hopkins which provide academic and personal support and coaching for students. Seek out staff at the Office of Student Life, the Counseling Center, the Center for Student Success, and the Office of Multicultural Affairs. Look for tutoring through the Learning Den, and peer coaching through the Study Consulting program and PILOT program. There are more details about these offices and programs in **Section III** of this Guide.

TIPS FOR GETTING STARTED ON THE RIGHT FOOT

Relax

You do not have to meet every requirement and map out your entire life right now. So take a deep breath. You'll be fine.

Experiment

Think carefully about your selection of courses for your first term. Use online and print resources to get up to speed about possible majors, minors and requirements. Select courses that will help you explore these interests. Consult with advisors to be sure you've made wise choices. If possible, try a seminar designed for first-year students.

Develop All of You

These will be four years of unlimited opportunities—embrace them! Involve yourself in student life. Volunteer. Get work experience. Check out research and internship opportunities. Build an exciting life for yourself on campus and beyond.

Email and Communication

By now, you should have activated your JHED login, set-up your JHU email, and accessed the portal for new freshmen (my.jhu.edu).

Please GET IN THE HABIT OF CHECKING YOUR JHU EMAIL ACCOUNT DAILY! Email is the official means of University communication, and important announcements may only be sent to a JHU email address. If you join the **waitlist** for any Fall 2022 course, you will be informed of status changes via your JHU email account. Check daily since you will only have 24-48 hours to add a course once a seat becomes available for you. Read **Section II** of this Guide for more details about the waitlist and registering for classes.

In addition, please keep other information in SIS (Student Information System: sis.jhu.edu) up-to-date at all times.

This fall, you will want to continue to access the student portal (my.jhu.edu) every day to view important announcements and events, access your JHU email and SIS account, and retrieve course materials.

THE CHALLENGE OF LEARNING AT JHU

Everyone expects that they will have to work harder to do well at Johns Hopkins. There are two huge differences between the learning process at Hopkins and the learning process at your high school:

- 1) Learning does not take place primarily in the Hopkins classroom.
- 2) You, not your Hopkins professor, are responsible for what you learn.

High school was structured like this:

30 hours per week in class

15 hours per week on homework

TOTAL: 45 hours

Hopkins will look like this:

15 hours per week in class

30 – 45 hours per week learning course material on your own

TOTAL: 45-60 hours

YOU are responsible for planning how you will use 30-45 hours. In high school, your teachers planned 30 of the 45 hours you spent each week on learning. In college, that responsibility shifts to you: see the charts on the next page.

Think next about how class time is used in high school versus college. High school teachers go over the assigned reading and the assigned problems in class, reviewing important points again and again. In high school, the teacher shares with you the responsibility for helping you to learn the basic facts.

In a college classroom, you are responsible for your learning. The professor expects that everyone has read the assigned material **BEFORE** coming to class and does not go over the material point by point. Class time is devoted to building upon the basic facts and discussing implications and applications. Hopkins professors stress that learning in college means “acquiring the ability to apply methods in new situations as they occur.” The student takes responsibility for both learning and applying knowledge.

You can succeed at Hopkins. The key is to understand how important your time is and to use it well. Think of this as a full-time job with regular 9 to 5 hours. When you aren't in class during those hours, you should be studying. If you have sports or club activities during the day, schedule evening study time.





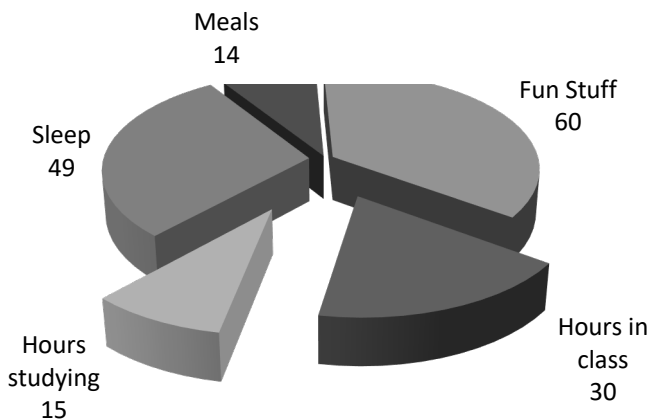
Here are some tips for using your time effectively:

- Plan a balanced schedule of classes, studying, work, sleep, meals, exercise, and fun.
- Study at a regular time and place.
- Complete assigned reading BEFORE class meetings, and take notes. Take good notes during class as well.
- Just as a musician practices each day, work problems each day for courses like chemistry, math, physics and economics.
- Review all notes for each course, each week.
- Look for a Hopkins community service program that engages you. Service can be a strong source of satisfaction. Knowing that you will be giving time to others will help you to more efficiently manage the time you commit to yourself.
- Stay healthy! Use common sense—get rest, eat sensibly, exercise. If you do get sick, use resources at the Student Health & Wellness Center for support. If you miss classes, contact the Office of Student Life.

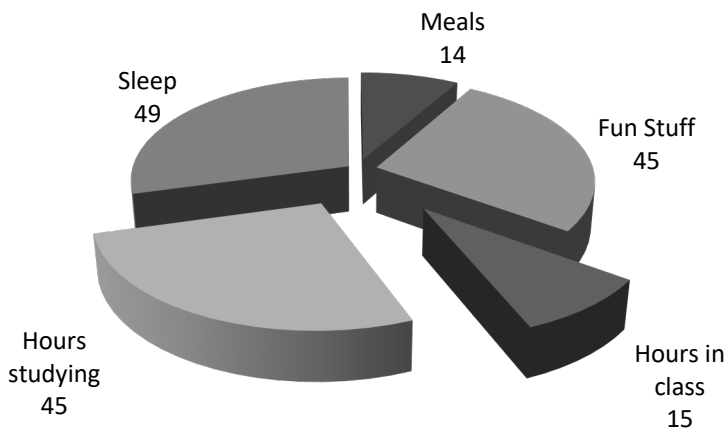
Learning how to do this well will take time, patience, and experimentation. You may need some help— all freshmen should consider signing up for the Study Consulting program (see details at <https://academicsupport.jhu.edu/study-consulting> and in **Section III: Resources**) to guide you through your academic transition to Hopkins.

Think of it this way: there are 168 hours in a week. If you use 60 of them for learning, 49 for sleeping, and 14 for eating, that leaves 45 hours each week for the fun stuff. You really can find balance. Get yourself organized and have a great year!

Life in High School
168 Available Hours Per Week



Life at Hopkins
168 Available Hours Per Week



ACADEMIC REQUIREMENTS & UNDERGRADUATE ACADEMIC CATALOGUE

The Academic Catalogue contains essential information about departments and programs as well as the academic rules and procedures of the University. It can be found online at: <https://e-catalogue.jhu.edu/>

Familiarize yourself with the site so that you can use it as a reference when you have questions about University policies. Details about the information outlined below can be found in the Catalogue.

There are six categories of requirements which relate to the baccalaureate degree. These requirements can be viewed at: <https://e-catalogue.jhu.edu/arts-sciences/full-time-residential-programs/undergraduate-policies/academic-policies/requirements-for-a-bachelors-degree/>.

The six categories are:

1. **Total Degree Credit Requirement**

The total degree credit requirement is considered a distinct degree requirement, and ranges from 120-130 credits depending on the degree. It is not merely a cumulative tally of courses used to satisfy requirement areas 3-6.

2. **Residency Requirement**

Students who entered Hopkins directly from high school are required to complete at least 100 credits at JHU.

3. **Distribution Requirement**

Students must earn a minimum number of credits in academic areas outside of their primary major. The academic areas in the Hopkins curriculum are: humanities (H), natural sciences (N), social and behavioral sciences (S), quantitative and mathematical sciences (Q), and engineering (E).

4.A **Writing-Intensive Requirement**

To encourage excellence in writing across disciplines, the university requires all bachelor's students to complete writing-intensive courses. These courses are identified by a "W" in the JHU course schedule, and an asterisk (*) on the unofficial transcript. See details about the writing requirement and courses below.

5.A **First-Year Seminar (Arts and Sciences first-year students only)**

Effective Fall 2022, all first-year AS students will be required to complete a First-Year Seminar (FYS) course in Fall 2022. This will be an option, but not a requirement for EN first-year entering Hopkins in Fall 2022. See details at fys.jhu.edu.A

6. **Departmental Major Requirement, and Minor Requirement**

Every student who earns a bachelor's degree must satisfy the requirements for each of their declared major(s), and minor(s). These requirements may include courses in other disciplines that provide skills and information of importance to professionals in the major field.

To earn 120-129 total credits, Hopkins students take an average of 14-16 credits in each of eight semesters. Students must take at least 12 credits each semester. First-year students in Arts and Sciences cannot take more than 17 credits per semester, while first-year students in Engineering may take up to 18.5 credits. Arts and Sciences upperclassmen may take up to 18.5 credits; Engineering upperclassmen may take up to 19.5 credits.

Arts and Sciences freshmen have a lower credit limit because Engineering students tend to take more math and sciences courses. These courses have more class meetings and associated labs. Therefore, they tend to be worth 4 credits instead of the typical 3 credits of a humanities or social science course. Most students, KSAS and WSE students alike, take about 5 courses. In addition, many WSE majors require more total credits for graduation.

Although many students can manage heavier course loads, there is a price to pay. Not only do your grades suffer, but more importantly, students who overload lose time for extracurricular and social interests, discussions with peers and faculty, work, internships and research.

For students who wish to earn additional credits, some credits may be accumulated through Intercession courses or approved summer school courses at JHU and elsewhere.

Specific courses can involve up to two area designations. For instance, the course Introduction to Psychology (200.101) combines significant components of both the natural and social sciences and, hence, is designated (N, S).

Distribution for Arts and Sciences Students

The specific distribution requirement is determined by the area of the major. For example, students majoring in a social science discipline must have a minimum of 9 N, Q, and/or E credits plus 9 H credits. Students majoring in a humanities discipline must have 9 N, Q, and/or E credits plus 9 S credits. Students majoring in natural sciences or quantitative sciences must complete at least 9 H credits and 9 S credits. As you can see, these are modest requirements to allow Johns Hopkins undergraduates independence and choice. If you have questions, please consult your advisor.

Distribution for Engineering Students

Students in engineering must complete the following H/S distribution requirements:

- 18 credits (6 courses at least 3 credits each) designated H and/or S. Although language elements courses do not carry an area designator, engineering students may use these courses as substitutes for humanities (H) courses in meeting the distribution requirement.
- The following specific course pairings of a 2-credit course and a 1-credit course have been approved to count towards the H/S distribution requirements in place of a single 3-credit course:
 1. Set One: EN.660.400 Practical Ethics for Future Leaders (2 cr.) with EN.660.406 Practical Ethics for Future Leaders - Special Topics (1 cr.)
 2. Set Two: EN.660.400 Practical Ethics for Future Leaders (2 cr.) with EN.520.404 Engineering Solutions in A Global, Economic, Environmental, and Societal Context (1 cr.)

Specific departmental rules regarding all distribution requirements are outlined in the university e-Catalogue. <https://e-catalogue.jhu.edu/engineering/full-time-residential-programs/degree-programs/>. Additionally, WSE Departments create undergraduate Advising Manuals for each major, that are typically available by Orientation on the department's webpage.

WRITING REQUIREMENT

Every undergraduate in the Krieger School of Arts and Sciences and in the Whiting School of Engineering must complete a certain number of writing-intensive courses. Writing-intensive courses are indicated by the notation (W) in the course schedule. W courses are found throughout the curriculum.

Engineering students earning the BA degree in an engineering discipline must complete 12 writing-intensive credits (4 courses with at least 3 credits each). Engineering students earning the BS degree must complete 6 writing-intensive credits (2 courses with at least 3 credits each). All Engineering students should refer to their departmental advising manual for their writing requirements.

Beginning in Fall 2022, all students entering a degree program in the School of Arts and Sciences must complete AS.004.101 Reintroduction to Writing in their first year at Hopkins plus an additional 12 credits in writing-intensive courses through their undergraduate experience for a minimum of 15 writing-intensive credits. AS.004.101 Reintroduction to Writing is an introductory-level writing course that is designed to help A students with a foundation of academic writing, as well as to provide a A rhetorical framework for adapting their writing skills to future contexts, A audiences, and genres. Sections of the course will share certain features, A like writing in multiple genres and a focus on revision, and each section A

will have its own distinct theme and assignments. KSAS first-year students should plan to take AS.004.101 Reintroduction to Writing in Spring 2023 or earlier in Fall 2022 if possible. Incoming KSAS transfer students should plan to take the course in Fall 2022.A

TRANSFER CREDIT

Hopkins undergraduates who enter the University from high school are permitted to transfer a maximum of 12 credits of approved courses. These courses may be taken at other college campuses prior to matriculation and/or in summer school at other colleges after matriculation. These 12 credits do not include AP/IB/GCE credits.

- Remember that students are required to complete 100 credits through Johns Hopkins University.
- There is no limit on the number of credits you may earn through the JHU Summer School program.
- A maximum of 6 credits may be granted for courses that are in curriculum areas not covered by the programs of the Johns Hopkins School of Arts and Sciences and the School of Engineering

See general details regarding transfer credits at:

<https://e-catalogue.jhu.edu/undergrad-students/academic-policies/external-credit/>

For Arts & Sciences students:

<https://advising.jhu.edu/>

For Engineering students:

<https://engineering.jhu.edu/advising/new-students/first-year/>

GENERAL INFORMATION ABOUT COURSE NUMBERING

The courses with JHU's direct equivalencies are noted as AS.xxx.xxx or EN.xxx.xxx. AS refers to courses offered in the School of Arts & Sciences and EN refers to courses offered in the School of Engineering. The three-digit number after AS or EN is the department number (i.e., 110 is the Math department). The three-digit number after the department number is the course number. 100-200 are lower levels and 300-400 are upper levels. Courses that are transferrable to JHU but do not have direct equivalencies are noted as TR and the department number and course level are noted afterwards. TR courses may count towards credit and area requirements.

POLICIES FOR EXTERNAL CREDITS EARNED VIA EXAM

Students entering the university who have taken Advanced Placement, International Baccalaureate, General Certificate of Education (GCE) and/or certain other International Exams may be eligible for course credit. Please see the [Academic Catalogue](#) for the accepted exams and scores and the applicable course credit to be earned.

NOTE: The Academic Catalogue is typically published in late summer. If you are viewing a version other than the 2022-2023 edition, it should only be used for informational purposes as accepted exams and scores are subject to change. Please work with your academic advisor to assist with your course selection and registration questions.

GRADING AND ACADEMIC STATUS

Grading and GPA

At the end of each semester, Hopkins students receive a grade in each course taken; students may view these grades in SIS. Each letter grade carries grade points to allow the computation of a grade point average. To determine the semester grade point average, multiply the grade points by the number of credits for the course. Add the products (grade points earned), then divide the total by the number of credits in the computation.

Grade Points: A+ = 4.0; A = 4.0; A- = 3.7; B+ = 3.3; B = 3.0; B- = 2.7; C+ = 2.3; C = 2.0; C- = 1.7; D+ = 1.3; D = 1.0; F = 0.

All students are required to earn at least 12 credits per semester with a semester GPA of 2.0 or higher (C average or higher) to be in good academic standing. Students who earn a D or F in a course must repeat that course and earn a grade of C- or higher before moving into the next level.

Dean's List

All students who have earned a semester GPA of 3.5 or higher in a program of 14 or more credits (12 credits must be graded) will be placed on the Dean's List. An appropriate notation is made on the transcript.

Academic Probation for Unsatisfactory Performance

When the semester grade point average is computed, a student can be placed on academic probation if the GPA is below 2.0 (below a C average) or if the student passes fewer than 12 credits.

A student on academic probation may be dismissed from the University and/or lose his/her financial aid if the term GPA remains below 2.0 (or fewer than 12 credits are passed) in two consecutive semesters.

Any student whose semester GPA is below 1.0 or who earns less than 6 credits in one semester may be dismissed without having been previously placed on academic probation.

RESEARCH AND INDEPENDENT ACADEMIC WORK (IAW)

Hopkins students have the opportunity to engage in research, internships, and independent study. While many times these projects do not occur until later in the undergraduate career, it is good to be mindful of these opportunities. Many students come to Hopkins eager to engage in research; keep in mind that participating in research requires considerable investigation. Using your freshmen year to assess your interests and options is very beneficial. Research, the process by which new knowledge is constructed, happens across disciplines via an inquiry-based process. You can learn more about research opportunities at Hopkins by visiting the website of HOUR (Hopkins Office of Undergraduate Research), the website of the Office of Academic Advising, the Office of Engineering Advising, and departmental websites. When a student has a confirmed research, internship or independent study opportunity, the student enrolls through SIS using the Independent Academic Work (IAW) form.


ATTENDANCE POLICIES

Although there are no university regulations concerning attendance, students are expected to attend all courses regularly. Students should consult with their instructors and/or TAs when they have missed classes to explain the reasons for their absence and to stay on track in the course. Instructors establish their own policies regarding attendance, and it is the student's responsibility to know those policies. In certain courses, regular attendance is given special importance. These include foreign language courses and the introductory courses in the Writing Seminars and Expository Writing. Instructors in these courses may lower a student's grade for unexcused absences. If a student is absent from classes over a period of several days without explanation, instructors are encouraged to inform the advising office of his/her school. In some cases, withdrawing from a course may be considered; however, the student must withdraw from a course before the end of the eleventh week of the semester and still remain in at least 12 credits.

Absence Due to Illness

The Health and Wellness Center does not provide documentation for students who miss individual classes. In these cases, students should communicate directly with their instructors. If a student experiences an extended illness or hospitalization that causes the student to miss a significant number of classes or major academic assignments, including mid-term examinations, the student can provide a physician's documentation of illness to the student's instructors.

Students who have prolonged illnesses that interfere with their ability to meet their academic obligations are encouraged to seek treatment at the Student Health and Wellness Center (SHWC) and to confer with a Case



Manager in the Dean of Student Life Office for assistance. For students who are seen at the SHWC for a serious or extended illness that causes them to miss a number of classes over several days and/or to miss major academic assignments (mid-terms examinations, major presentations), the SHWC will provide verification of the visit to the student directly, and alert the Office of the Dean of Student Life. Verification will not be provided retroactively. Falsely reporting an illness or injury is a violation of the code of student conduct and is subject to disciplinary action.

Absence for Religious Holidays

Religious holidays are valid reasons to be excused from class. Students who must miss a class or an examination because of a religious holiday must inform the instructor as early in the semester as possible in order to be excused from class or to make up any work that is missed.


Approved Absences

The university encourages students to participate in varsity athletics and other significant extracurricular activities. Students who must miss a class or an examination because of participation in a scheduled in-season varsity athletic event must notify the course instructor as early in the semester as possible. Approved absences are granted at the discretion of the course instructor. When students must miss a scheduled examination, several solutions have been found by instructors. Students have been permitted to take an examination before leaving for the event, or coaches have served as proctors for examinations taken during the athletic event at approximately the same time as the other students in the course. Students have also been allowed to take the examination, or an alternative examination, upon their return from the athletic event.

SATISFACTORY ACADEMIC PROGRESS & FINANCIAL AID

The Office of Student Financial Services is available for support throughout your time at Hopkins. This office administers institutional, federal, and state aid, including grants, work-study programs, and optional loans.

It is important for incoming students to review the Satisfactory Academic Progress policy, found online at: <https://finaid.jhu.edu/undergraduate-aid/apply-for-aid/undergraduate-sap/>. Students who do not meet satisfactory academic progress will be placed on financial aid warning after the first semester, and financial aid suspension after the second consecutive semester. If your financial aid is suspended, you must submit a Satisfactory Academic Progress Appeal to have your aid reinstated. Your appeal must include a personal statement and an academic plan approved by your academic advisor.



Generally, students must be enrolled in at least 12 credits per semester in order to receive institutional grant funding. Students receiving State of Maryland Scholarships must earn at least 15 credits per semester or risk having their awards pro-rated. If a student is approved to take less than 12 credits, institutional grant funding will be reduced by the same percentage as any reduction in the tuition charge. Students must be enrolled at least half-time (6 credits for undergraduates) in order to receive federal loans.

A change to your enrollment status may result in the adjustment and/or cancellation of your aid depending upon the timing of the change and your remaining enrollment plan in the semester. If a student withdraws, is dismissed, or begins a leave of absence before completing more than 60% of the semester, eligibility for federal aid must be recalculated in compliance with the Return of Title IV Funds Policy. Learn more at <https://finaid.jhu.edu/r2t4/> or contact your financial aid advisor.

In case of unexpected expenses or changes in your family's financial circumstances, please contact the Office of Student Financial Services as soon as possible to discuss your options. Contact information is available online at <https://finaid.jhu.edu/contact>.

FINAL EXAM SCHEDULE


The final exam schedule for Fall 2022 can be found at: <https://studentaffairs.jhu.edu/registrar>

Students are expected to attend final exams as scheduled and should wait to make their December travel arrangements until they have verified end-of-semester expectations in the courses they are taking. Not all courses have final exams. Professors are not expected to accommodate students who wish to take final exams at alternative times due to travel arrangements.

INTERSESSION: B'MORE AND OTHER COURSES

During January, students have the opportunity for additional academic exploration via Intercession, which offers a variety of 1-credit and 2-credit courses. It's the ideal time to earn a few credits and seek out new interests.

All freshmen should try to arrange their January schedule to participate in B'More, a special Intercession program for freshmen. B'More provides the chance to explore Baltimore through a course focusing on its history, culture, and civic life. Freshmen select a B'More course (1 credit), and return to the Hopkins campus for a week-long program. Classes meet all day (10:00 AM - 4:00 PM, with class breaks and lunch) and are usually divided into morning in-class lecture/discussion sessions followed by afternoon activities. These activities include community-based learning,



field trips, and guest speakers, and are designed to give students a better understanding of both their course's topic and their "hometown" for the next four years. Details about the B'More program and other Intersession courses will be available during the fall. Keep posted so that you can arrange your travel plans accordingly.

ACADEMIC INTEGRITY

The Undergraduate Academic Ethics Board is responsible for upholding the ethical standards of Johns Hopkins University. The Ethics Board is administered by the Associate Dean for Student Conduct. The Dean works with faculty and students to address reports of suspected violations of academic ethics and appoints Hearing Panels to resolve such allegations. Faculty Board members are appointed by the Vice Deans of Undergraduate Education. Undergraduate students are selected by the Student Council's Committee on Leadership Appointments and the Undergraduate Academic Ethics Board. Student board member selection occurs during the Spring semester.

In order for students to familiarize themselves with the rules and policies regarding academic integrity at Hopkins, students are required to complete the Academic Integrity Training Module. Instructions and access to the Academic Integrity Training will be available through the Freshman Portal in the summer. Students are expected to complete the online module prior to the first day of classes.

A detailed summary of academic integrity policies for undergraduates is in the online catalog at <http://e-catalogue.jhu.edu/undergrad-students/student-life-policies/#UAEB>. Issues of academic integrity are also discussed during Freshman Orientation and addressed in the syllabi of Hopkins courses.

For questions concerning the Undergraduate Academic Ethics Board and ethics policies, please email integrity@jhu.edu or call 410-516-8208.

SECTION II: SELECTING COURSES

SELECTING YOUR FIRST-SEMESTER COURSES

You will be registering for your Fall 2022 courses using SIS.

You can view the courses that will be offered in two ways: through SIS or on a pdf list. The pdf list of courses is available at

<https://studentaffairs.jhu.edu/registrar/students/course-schedule/>

Click in the upper-right-hand corner on “Descriptions of Undergraduate Courses Only (pdf).” More detailed instructions about selecting courses are featured in this section of the First-Year Academic Guide.

COURSE SELECTION FOR PEABODY DOUBLE-DEGREE STUDENTS

In June and July, double-degree students should identify and register for at least 12 credits of appropriate courses from the Arts & Sciences and Engineering fall schedule. In late June and early July, they will also submit enrollment requests for Peabody courses to Peabody Advising. (Double-degree students do not self-enroll online in Peabody courses.) In late August, after Peabody’s summer and Orientation Week placement assessments are completed, double-degree students will make any necessary changes to their schedules. Peabody and Krieger staff will be available to assist with this as needed. Double-degree students may not enroll for more than 25 credits combined between the two schools.

COURSE SELECTION FOR ARTS AND SCIENCES STUDENTS

What do you want to learn?

Since you have an amazing amount of freedom when you select courses for the fall, you may want a bit of guidance. While there are requirements to consider, this isn’t the time to limit yourself. Hopkins offers courses in disciplines that you’ve never encountered in high school, as well as areas that may be familiar favorites. You will have the opportunity to explore a range of fields and to develop new passions.

Think about both the big picture (What are my goals for my college education? What are possible majors, career plans?) and the present (What should I take first semester?).

Here's some general information for all Arts & Sciences students:

You will be registering for first-semester courses based on the information in this Guide and on the Canvas organization site, **KSAS Academic Advising**. There will be also be resources and support from KSAS professional academic advisors and from KSAS peer advisors.

- **Pre-Major during First Year**

Freshmen in the Krieger School of Arts and Sciences are classified as “Pre-Majors,” emphasizing our advising philosophy that the first college year should be one of exploration. Spend this summer starting to learn about the amazing options Hopkins has to offer.

- **Half and Half**

Roughly half of the courses you take during your undergraduate years will be requirements for your major. The remaining half will be electives—so seek out courses that sound engaging. Some of these electives will need to be in areas outside your major academic area to meet the University’s distribution requirement.

- **Language and Math Placement**

If you plan to continue with a foreign language you’ve studied before or to take a math course, please read the Language and Math Placement information in this Guide. Take the appropriate online placement exam(s). To prepare for the start of Fall semester courses, review via course notes from high school or free online tutorials.

- **Science**

Introductory Chemistry and General Biology start with Part I of the course in the fall. If you’ve taken AP or IB exams, be sure to review those pages in the Academic Catalogue. If you are pre-med, look carefully at all information in the Office of Pre-Professional Programs & Advising’s **“Guide One: Pre-Med & Pre-Dental Planning at Johns Hopkins.”** To prepare for the start of Fall semester courses, review Chemistry principles via course notes from high school or free online tutorials.

- **Your Major is Your Passion**

It’s a myth that your major must directly prepare you for a specific career or professional direction. All majors help students to develop the abilities needed for success in any career: abilities in research, application, analysis, writing, reasoning, organization, and oral presentation. Since all majors can therefore be practical, don’t feel your chosen major needs to be connected to a career path: you should major in a subject you are passionate about.

- **Try the Degree Audit System**

As you continue at JHU, the SIS Degree Audit system can show your status in any major/minor. Use it to consider various programs.

- **Declaring Your Major**

Freshmen in Arts and Sciences work with their academic advisor during the first year to select courses to explore options for majors. Most students reach a decision about their choice of major by the end of the first year. At that time, academic advisors assist students with declaring the major and beginning work with a faculty advisor.

- **Exploring Careers: Finding Your Professional Direction**

Throughout your JHU career, explore workplace options. Educators at the Life Design Lab are your guides. Consult **Section III: Resources** in this Guide for details about their services.

Now, start work on selecting possible majors and courses:

1. **Begin to explore possible majors.**

Go to <http://advising.jhu.edu/student-roadmap/freshmen/sample-first-semester-schedules>. Spend time viewing information about majors and suggested first-semester schedules. These schedules are good samples to use to start deciding what you'd like to register for.

2. **First-Year Seminar**

First-Year Seminars (FYS) provide a common experience unique to the first year, one that supports the transition from high school to university life by delivering to students the very best of what JHU has to offer them: the opportunity to work with and be mentored by our most dynamic faculty, intellectual community around about a compelling topic, and a small group setting in which to enjoy together the core practices and habits of scholarship: reading, writing, and speaking. There are dozens of courses to choose from, so create a list of perhaps 6-9 options which will match your availability. Tips on registration are provided via our Canvas site and at fys.jhu.edu.

3. **Identify possible first-semester courses.**

Browse through the Schedule of Classes and note the titles, departments, and subjects that you find interesting. Write a list of at least ten classes that engage you. Be sure to consider an array of departments—some may be subjects that you never had a chance to try in high school, like Anthropology or Sociology. Include each course number and course title on your list.

4. **Narrow down the list of courses you've made.**

Read the section in this Guide explaining how to read a course description. You need to understand the difference among terms like "lecture," "lab," and "section." Undergraduate courses are numbered xxx.100 through xxx.499. Freshmen primarily take 100- and 200-level courses, though sometimes a 300-level course is appropriate.

5. Intro to Hopkins AS.360.105

If you can accommodate 1 more credit in your registration, consider adding this 1-credit course designed to help students successfully launch their college experience through opportunities to integrate academic, career, and personal goals.

6. Focus on scheduling.

List desired courses with lecture times. Be sure no lecture times conflict. Then, select sections: include all section numbers that could work for you—your first choice of section might be full and you may need to try your second choice. Don't always choose section 01. Try to spread out courses on different days. Try using the scheduling tool Semester.ly (<https://semester.ly/>) to create your sample schedule.

7. Special Dates?

Try to anticipate any special commitments you may have for athletic competitions or religious holidays, and select a schedule to accommodate your availability.

8. How many credits per semester?

You are permitted to take between 12 and 17 credits during your first semester. Most students take between 13 and 16 credits. Be wary of including more than two writing-intensive courses or having the same area designation for all of your courses. Confirm in SIS that courses have open seats. If not, select some “back-up” courses.

9. Register!

Have your proposed schedule ready for the opening day of registration. Log on to SIS at the equivalent time to 7am Eastern Time to begin the actual online registration process. If you are waitlisted for some classes, register for an open seat in a “back-up” course—it's better to have a schedule that already contains the credit amount you want. You can always drop a back-up course if you are later offered a seat in a waitlisted course.

10. Need Help?

If you need additional guidance, you can contact a peer advisor or your assigned academic advisor in the Office of Academic Advising.

11. Wait for Feedback.

After you have registered, be sure to check your JHU email account for feedback from your advisor in case you need to update your schedule before the semester begins.

12. Add/Drop at Start of Semester.

When classes start, many students add/drop courses. The first two weeks of the semester are the time to fine-tune your schedule. So explore, knowing that you can make changes if needed.

COURSE SELECTION FOR ENGINEERING STUDENTS

You will be registering for first-semester courses based on the information in this Guide, the publication **Engineering 101**, and information provided on the Canvas organization site, **WSE Academic Advising**. After reviewing this information, you will have an opportunity to ask questions throughout the summer during numerous Zoom sessions hosted by WSE professional academic advisors. Look out for email notifications on the Zoom session dates. If you have additional questions that can't be answered from Zoom sessions, please email **wseadvising@jhu.edu**. After registering for your courses, your academic advisors will review your schedule. The directions on how to get your schedule reviewed are located in **WSE Academic Advising (Canvas)**. Advisors will be in touch with you over the summer to provide feedback and may suggest or require changes to your schedule. Your faculty or departmental advisor will verify that this schedule is appropriate at your meeting during Orientation.

Here's some general information for all Engineering students:

- Engineering freshmen have chosen a major in the Whiting School of Engineering during their application. Students can confirm that choice on their Advising Profile or make a new choice (students cannot switch into the BME major).
- For guidance on selecting courses for the major and working with your faculty or departmental advisor, see the booklet **Engineering 101**. You should follow the suggested schedule in **Engineering 101** for your chosen major – even if your major for now is “Undecided Engineering.”
- Engineering students are permitted to take between 12 and 18.5 credits in the first semester. You may not register for more than 18.5 credits. The 0.5 credit is in place to accommodate a foreign language course, which sometimes carries 3.5 or 4.5 credits. First-year engineering students attempt an average of 16

credits in the fall semester. Students must be registered for at least 12 credits to be full-time status.

- All engineering students will be taking classes in both the School of Arts and Sciences (math, chemistry, physics, etc.) and in the School of Engineering.
- For information on Advanced Placement credit, mathematics, and language placement, see the appropriate sections in this Guide.
- Physics at Hopkins is calculus-based. If you did not take calculus in high school, you should consult with an Engineering professional academic advisor before registering for General Physics I at Hopkins.
- All engineering students are encouraged (or required depending on major) to take an introductory engineering course during the first year. Check the **Engineering 101** guide for more information on the intro engineering course for your major.

Now, start working on creating your schedule:

1. Identify your first-semester courses.

A complete list of classes being taught during the Fall 2022 semester is available at <https://sis.jhu.edu/classes/>. Required courses for your Engineering major are listed in **Engineering 101**. For an elective course, browse through the Schedule of Classes to find courses that engage you.

*Engineering students are encouraged to participate in WSE First-Year Seminars if their schedule has room. First-Year Seminars (FYS) provide an experience unique to the first year, one that supports the transition from high school to university life by delivering to students the very best of what JHU has to offer them: the opportunity to work with and be mentored by dynamic faculty, intellectual community around about a compelling topic, and a small group setting in which to enjoy together the core practices and habits of scholarship: reading, writing, and speaking. There are many courses to choose from, so take a look and see if there is something that interests you. This is not a requirement for EN students, but an option you might enjoy! Tips on registration will be provided via our Canvas site.

2. Understand course descriptions.

Read the section in this Guide explaining how to read a course description. You need to understand the difference among terms like “lecture,” “lab,” and “section.” Undergraduate courses are numbered xxx.100 through xxx.499. Freshmen

primarily take 100- and 200-level courses, though sometimes a 300-level course is appropriate.

3. Focus on scheduling.

When you start, make a list of all your desired courses with lecture times. Be sure no lecture times conflict. Then, select sections: include all section numbers that could work for you—your first choice of section might be full and you may need to try your second choice. Don't always just choose section 01. If possible, try to spread out courses on different days.

4. Register!

Have your proposed schedule ready for the opening day of registration. Log on to SIS at the equivalent time to 7am Eastern Time to begin the actual online registration process. If you are waitlisted for some classes, register for an open seat in a "back-up" course—it's better to have a schedule that already contains the credit amount you want. You can always drop a back-up course if you are later offered a seat in a waitlisted course.

5. Wait for Feedback.

After you have registered, your professional advisor from the Office of Engineering Advising will review your schedule. Be sure to check the *Canvas Organization: WSE Academic Advising site* for directions on how to get your schedule reviewed.

6. Add/Drop at Start of Semester.

When you begin attending classes at the start of each semester, many students add/drop courses. These shifts are recommended, as the first two weeks of the semester are the time to make changes to fine-tune your schedule if needed. You may consult your advisor about changing recommended courses in your fall schedule.

MAJORS AND MINORS IN THE KRIEGER SCHOOL OF ARTS AND SCIENCES

For full descriptions, see: <https://krieger.jhu.edu/academics/majors-minors/>.

AFRICANA STUDIES (Major and Minor)

ANTHROPOLOGY (Major and Minor)

ARCHAEOLOGY (Major Only)

BEHAVIORAL BIOLOGY (Major Only)

BIOETHICS (Minor Only)

BIOLOGY (Major Only)

BIOPHYSICS (Major Only)

CHEMISTRY (Major Only)

CLASSICS (Major and Minor)

COGNITIVE SCIENCE (Major Only)

EARTH AND PLANETARY SCIENCES (Major and Minor)

EAST ASIAN STUDIES (Major and Minor)

ECONOMICS (Major and Minor)

ENGLISH (Major and Minor)

ENVIRONMENTAL SCIENCE (Major only)

ENVIRONMENTAL STUDIES (Major and Minor)

FILM AND MEDIA STUDIES (Major and Minor)

FINANCIAL ECONOMICS (Minor Only)

FRENCH (Major and Minor)

GERMAN (Major and Minor)

HISTORY (Major and Minor)

HISTORY OF ART (Major and Minor)


HISTORY OF SCIENCE AND TECHNOLOGY (Major and Minor)

INTERNATIONAL STUDIES (Major Only)

ISLAMIC STUDIES (Minor Only)

ITALIAN (Major and Minor)

JEWISH STUDIES (Minor Only)



LATIN AMERICAN STUDIES (Minor Only)
LINGUISTICS (Minor Only)
MATHEMATICS (Major and Minor)
MEDICINE, SCIENCE, AND THE HUMANITIES (Major Only)
MOLECULAR AND CELLULAR BIOLOGY (Major Only)
MUSEUMS AND SOCIETY (Minor Only)
MUSIC (Minor Only)
NATURAL SCIENCES AREA (Major Only)
NEAR EASTERN STUDIES (Major and Minor)
NEUROSCIENCE (Major Only)
PHILOSOPHY (Major and Minor)
PHYSICS (Major and Minor)
POLITICAL SCIENCE (Major Only)
PSYCHOLOGY (Major and Minor)
PUBLIC HEALTH STUDIES (Major Only)
ROMANCE LANGUAGES (Major Only)
SOCIAL POLICY (Minor Only)
SOCIOLOGY (Major Only)
SPACE SCIENCE AND ENGINEERING (Minor Only)
SPANISH (Major and Minor)
THEATRE ARTS (Minor Only)
VISUAL ARTS (Minor Only)
WOMEN, GENDER AND SEXUALITY (Minor Only)
WRITING SEMINARS (Major and Minor)

MAJORS AND MINORS IN THE WHITING SCHOOL OF ENGINEERING

For full descriptions, see:

<https://engineering.jhu.edu/resource-finder/>

ACCOUNTING AND FINANCIAL MANAGEMENT (Minor Only)

APPLIED MATHEMATICS AND STATISTICS (Major and Minor)

BIOMEDICAL ENGINEERING (Major Only)

BUSINESS (Minor Only)

CHEMICAL AND BIOMOLECULAR ENGINEERING (Major Only)

CIVIL ENGINEERING (Major and Minor)

COMPUTATIONAL MEDICINE (Minor Only)

COMPUTER ENGINEERING (Major Only)

COMPUTER INTEGRATED SURGERY (Minor Only)

COMPUTER SCIENCE (Major and Minor)

ELECTRICAL ENGINEERING (Major Only)

ENERGY (Minor Only)

ENGINEERING MECHANICS (Major Only)

ENGINEERING FOR SUSTAINABLE DEVELOPMENT (Minor Only)

ENTREPRENEURSHIP AND MANAGEMENT (Minor Only)

ENVIRONMENTAL ENGINEERING (Major and Minor)

GENERAL ENGINEERING (Major Only)

GEOGRAPHY (Major Only)

LEADERSHIP STUDIES (Minor Only)

MARKETING AND COMMUNICATIONS (Minor Only)

MATERIALS SCIENCE AND ENGINEERING (Major Only)

MECHANICAL ENGINEERING (Major Only)

ROBOTICS (Minor Only)

SPACE SCIENCE AND ENGINEERING (Minor Only)

HOW TO READ COURSE DESCRIPTIONS

Important Definitions:

- Lecture – The primary class meeting where everyone registered for the course is in attendance.
- Section – Lecture courses sometimes divide into several smaller sections, which typically meet once per week. Section attendance is considered as important as lecture attendance.
- Laboratory – Lab is usually a hands-on learning experience with a significant time commitment.
- Seminar – A small course (typically 10-19 students) examining a specific topic. Students are expected to participate actively in discussions.
- Conference and Workshop are additional terms used to represent scheduled class meetings where regular attendance is expected.

A sample course listing looks like this:

AS 171.101 (01)

“General Physics I: Phys Sci Maj” (4) Barnett

Sec. 01 T Th 9:00am-10:15am, F 8:00am-8:50am

Academic Area: E,N

If you look at another section of this same course, you would see:

AS 171.101 (09)

“General Physics I: Phys Sci Maj” (4) Barnett

Sec. 09 T Th 10:30am-11:45am, F 8:00am-8:50am

Academic Area: E,N

These listings are explained as follows:

AS 171.101 is the course number. The number preceding the decimal point indicates which department offers the course (171 is Physics & Astronomy). The number following the decimal point indicates the level of the course:

xxx.101-xxx.199 introductory undergraduate course

xxx.201-xxx.299 intermediate undergraduate course

xxx.301-xxx.499 advanced undergraduate, normally not recommended for first-year students

xxx.501-xxx.599 undergraduate independent study and research

xxx.600-xxx.899 graduate course

(E, N) are the letter codes which describe the area designation:

E Engineering

H Humanities (departments like English or Philosophy)

N Natural sciences

Q Quantitative sciences

S Social and behavioral sciences

(departments like Political Science or Psychology)

W Writing intensive

“General Physics I” is the course title. JHU offers several versions of General Physics I. “171.101 General Physics I: Phys Sci Maj” is primarily intended for Physical Science and Engineering majors. Arts & Sciences students in biology-related science majors or pre-med tend to take “171.103 General Physics I: Biol Maj” later in their Hopkins career. Any student may also consider “171.107 General Physics I for Physical Science Majors (AL).” The letters AL stand for “Active Learning,” where the course is taught in a style with most class time given to small group problem-solving guided by instructors.

(4) is the number of credits awarded for satisfactory completion of the course.

Barnett is the instructor.

Sec.	01	T Th 9:00am-10:15am, F 8:00-8:50am
	09	T Th 10:30am-11:45am, F 8:00-8:50am

Section 01 meets for its lectures on Tuesday and Thursday from **9:00am-10:15am** and meets for section on Friday from 8:00am-8:50am.

But notice that students also have the choice to register for **section 09**, which meets for its lectures on Tuesday and Thursday from **10:30am-11:45am** and also meets for section on Friday from 8:00am-8:50am.

- **NOTE:** The Hopkins campus is compact enough that 10 minutes is adequate to move to any location. For example, you can plan to attend one course from 10:00-10:50 am and another course from 11:00-11:50am.

WAITLISTS AND TEXTBOOKS FOR COURSES

WAITLISTS

When you register, you may find that the course you want is full. Here are some tips that may help you:

1. If a course has multiple sections, please check ALL sections for seat availability. A different section may still have openings.
2. If a course is full, add yourself to the “**waitlist.**” This waitlist system will notify the first person on the waitlist when a space becomes available. During the summer, there is a 48-hour period for the student to log into SIS and add the course. **THEREFORE, IF YOU PLACE YOURSELF ON THE WAITLIST FOR A COURSE, IT IS VITAL THAT YOU MONITOR YOUR JHU EMAIL ACCOUNT AT LEAST ONCE PER DAY DURING THE SUMMER.** If a space opens up and you do NOT add the course within the 48-hour period, you will be dropped from the waitlist and the student after you will be offered the space.
3. Don't be discouraged if you do not get into a course you really want over the summer. During the add/drop period that starts on the first day of classes, many students change their schedules and you may be notified by the waitlist that you have the option to add the course (at this point, the option to add narrows to a 24-hour period). Attend the first class meeting of the course you hope to add. In the meantime, be sure to have confirmed registrations for the total number of credits you wish to take, and attend all of those courses during the first week.

Overall-- stay in position on the waitlist and monitor your JHU email account daily. We recognize this can be very stressful, but courses have limits so that we can guarantee a quality experience.

TEXTBOOKS

All course listings in SIS contain a link which displays the textbooks required for the course. To find this link, click on the course number displayed on the left-hand side of the screen. The array of required textbooks can help you gauge the content of the course and the type of reading that will be expected. You may order books before you reach campus or plan to buy them in Baltimore at the JHU campus bookstore branch of Barnes & Noble. Familiarize yourself with return policies, and be certain to carefully save your receipt. Wait before opening packaging or writing in books—if you change your registration, you will want to seek a refund for books.

CHOOSING A LANGUAGE

Consider language study for personal development and enrichment, eligibility for honors societies, or to fulfill requirements for majors/minors. See details at <http://advising.jhu.edu/student-roadmap/freshmen/placement-exams/#languages>. Hopkins currently offers:

Ancient Greek (Classics)
Arabic (Center for Language Education)
Chinese (Center for Language Education)
French (Modern Languages and Literatures)
German (Modern Languages and Literatures)
Haitian-Creole (Center for Language Education)
Hebrew (Center for Language Education)
Hindi (Center for Language Education)
Italian (Modern Languages and Literatures)
Japanese (Center for Language Education)
Korean (Center for Language Education)
Latin (Classics)
Middle Egyptian (Near Eastern Studies)
Portuguese (Modern Languages and Literatures)
Russian (Center for Language Education)
Spanish (Modern Languages and Literatures)
Yiddish (Modern Languages and Literatures)

FOREIGN LANGUAGE PLACEMENT

FRENCH, GERMAN, ITALIAN, PORTUGUESE, OR SPANISH PLACEMENT

Students who have taken French, German, Italian, or Spanish before college and plan to continue this language at Hopkins **MUST** take the appropriate departmental placement exam before registering. Instructions on requirements, procedures, and the link to take the test can be found on the Academic Advising website at <https://advising.jhu.edu/student-roadmap/freshmen/placement-exams/#languages> or at the website of the Department of Modern Languages and Literature at <https://krieger.jhu.edu/modern-languages-literatures/>.

The test is available to incoming freshmen prior to registration. It is strongly suggested that you take the test and then follow the appropriate directions (as instructed at <https://advising.jhu.edu/student-roadmap/freshmen/placement-exams/#languages>) **prior to June 30** in order to have the necessary permissions in place when registration for Fall courses begins. The multiple-choice placement test is individualized (self-adjusting to the student's level) and is not timed. It covers grammar, vocabulary and reading skills. You may take the test online only once. The test result is reported when you complete the test. **STUDENTS TAKING SPANISH MUST CONTACT THE DEPARTMENT AFTER THE TEST, SEE**

<https://advising.jhu.edu/student-roadmap/freshmen/placement-exams/#languages>.

Please note:

1. Waivers are not allowed based on the online placement score. You must take the exam in person at Hopkins to receive a waiver notation on your transcript.
2. Students who receive a score that places them in higher French must take a supplementary 30-minute test. Details are at <https://advising.jhu.edu/student-roadmap/freshmen/placement-exams/#languages>.
3. ALL students who wish to study Spanish at Hopkins must take the Spanish Placement Examination and sign up for the level indicated by the results of the placement exam. Only the Spanish instructors can change a student's placement (after an interview with the student).

PLACEMENT FOR OTHER LANGUAGES

If you wish to study another language, see details at <https://advising.jhu.edu/student-roadmap/freshmen/placement-exams/#languages>.

NOTATIONS ON TRANSCRIPT


If you do not plan to study a language at Hopkins and wish to waive the language requirement for a chosen major based on prior knowledge, you should consult with that language department when you arrive on campus.

MATH PLACEMENT

Math placement is determined by four factors: high school math background, our online math placement exam, AP/IB exam scores, and your intended major. To help you select the appropriate math course, please check the Math Department website at www.math.jhu.edu. Once on their homepage, click on the undergraduate section and look for the link to math placement.

We realize you may not yet have AP or IB math exam scores. Keep in mind that a score of 5 is required on the AP Calculus AB test in order to receive credits for Calculus I. Please make your best guess when you initially register, realizing that you may change your math course registration later in the summer after you receive your scores.

All students who intend to take math at Hopkins should take the math placement exam(s) and use the results to help with course selection. You may access the exams through the Freshman Portal and from the Math Department website at www.math.jhu.edu. Test results are not a binding placement into a given course; other factors may influence the selection.



There are two exams: one for students who had no calculus in high school (Exam I) and one for those who had calculus in high school (Exam II). Please note that Exam I will place you in either Introduction to Calculus or Calculus I. Exam II will not place you lower than Calculus I.

Engineering students most likely will be taking a math course in their first semester. Arts and Sciences students have more flexibility. Please refer to the section on “Selecting Your First-Semester Courses” for more information. There is no specific requirement for completion of a math course for graduation from Hopkins, though math courses may help you fulfill major or distribution requirements.

MUSIC AT HOPKINS

MUSIC COURSES AT HOMEWOOD

Faculty from the Peabody Conservatory teach courses on music history and music theory at the Homewood campus. Homewood undergraduates are welcome to enroll in these courses as part of their semester registration and benefit from this opportunity to explore the arts. Some students choose to continue with these courses and complete a minor in Music. For details about the Music minor and the Peabody at Homewood program, see <https://krieger.jhu.edu/music/about/>.

PEABODY CONSERVATORY

The Peabody Institute, with its Preparatory (beginning/intermediate studies) and Conservatory (advanced studies) programs, is a division of the University located approximately two miles south of the Homewood campus. Shuttle bus service is available between the two campuses.

LESSONS AT PEABODY

Private instruction in voice, piano, and orchestral instruments is offered on a space-available basis at the Peabody Conservatory and Preparatory. For additional information about these options, associated fees, and to register for an audition, please see <https://krieger.jhu.edu/music/music-lessons/>. Private lessons in the Conservatory earn credit toward the Hopkins degree. The assignment of students to instructors is determined by the Peabody Conservatory. If you are not accepted in the Conservatory for lessons, you may take lessons through the Peabody Preparatory. Students who take lessons in the Preparatory do not earn credit toward graduation.

SECTION III: RESOURCES

TIPS FOR THE START OF THE SEMESTER

Know what's in the syllabus:

- Professor's contact information and office hours.
- Weekly reading (to be done **BEFORE** each lecture).
- Information about Blackboard or Canvas, late policies, attendance.
- Assignments, papers, exam dates.
- Formula for how these assignments, papers, and exams are used in calculating your grade.

Read assigned material BEFORE you go to class.

- You will be familiar with the topics the instructor is presenting and will better understand the class session.

Spend time learning/reviewing/using class material every day.

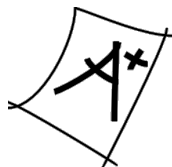
- You cannot be successful if you only look at the material while studying for an exam. You must study every day!

Use a Planner or phone/laptop calendar to keep a detailed schedule where you will see it daily.

- In this schedule, list all due dates for assignments, papers, exams (see syllabus) **for each of your courses.**
- Create a plan (post-its, lists, electronic reminders) for reminding yourself daily about what needs to get done.
- Do whatever it takes to avoid procrastination.
- Don't get behind in your work.
- Give yourself adequate time to study for exams—avoid cramming.

All students benefit from seeking guidance and support from:

- Professor & TA during office hours.
- Learning Den tutoring program.
- Study Consulting program.
- Writing Center.
- Department Help Rooms.



Make sure you attend all class meetings.

- If you miss class you are still accountable for the material.

**Remember: what you put into your studies is what you will get out of them.
Hard work = achievement!**

ACADEMIC ADVISING

OFFICE OF ACADEMIC ADVISING (KRIEGER SCHOOL OF ARTS & SCIENCES)

The mission of academic advising in the Krieger School of Arts and Sciences is to encourage undergraduates to explore opportunities and to excel as they identify and achieve meaningful academic and personal goals. Academic advisors foster a learning community that values intellectual curiosity, personal development, and practical experience.

**<http://advising.jhu.edu>
ksasadvising@jhu.edu**

OFFICE OF ENGINEERING ADVISING (WHITING SCHOOL OF ENGINEERING)

Our staff is here to ensure that all engineering students have access to the support, resources, and information they need to make the most of their academic careers at the Whiting School. We provide general academic support to undergraduate engineering students, coordinate the faculty advising program, and are always happy to answer questions.

**<https://engineering.jhu.edu/advising/>
wseadvising@jhu.edu**

ACADEMIC SUPPORT

The Office of Academic Advising and Support offers resources to help **both** Arts and Sciences students and Engineering students to achieve academic success. Look in the next pages for details about tutoring through The Learning Den, developing academic skills through the Study Consulting Program, and peer-led team learning through the PILOT program. For additional details, see the website at <https://academicsupport.jhu.edu/>.

TUTORING

Small-Group Tutoring at The Learning Den

Free small-group tutoring is available on the Homewood campus through The Learning Den. Groups consist of one group tutor and no more than four students from the same course. During these group sessions, the tutor reviews lecture course material, leads group interactions, and provides additional resources. Students are able to ask questions and receive assistance with topics covered in class. For more information visit: <https://academicsupport.jhu.edu/learning-den/>

Help Rooms

Several departments, including Math, Chemistry, Physics and Economics, offer free drop-in tutoring support for most introductory-level courses and some upper-level courses. Schedules vary slightly for each semester. For more information, see <https://academicsupport.jhu.edu/resources/help-rooms-study-space/>

Dr. Kaitlin Quigley, Assistant Director of Academic Support

Office of Academic Advising and Support

quigley@jhu.edu

STUDY CONSULTING PROGRAM

The Study Consulting Program is designed to assist students with the development of academic success skills. Participating students are matched with a study consultant (a trained junior, senior or graduate student) and work one-on-one to develop strategies and techniques for success. Areas addressed through the program include, but are not limited to:

- Time management
- Overcoming procrastination
- Writing papers
- Note Taking
- Test Taking
- Heavy reading load strategies

All undergraduates ***are eligible to participate in this program. If you have any questions or would like more information, please visit*** <https://academicsupport.jhu.edu/study-consulting/>

Dr. Sharleen Argamaso, Assistant Director of Academic Support

Office of Academic Advising and Support

sharleen.argamaso@jhu.edu

PILOT LEARNING

Join a PILOT Group

The PILOT Peer-Led Team Learning program is for students in gateway math, science, and economics courses. Through extra practice and problem-solving opportunities, PILOT provides small-group peer-facilitated sessions that supplement the learning that occurs during lecture. This program is designed for every level of ability and has a connection to the course and faculty. Details about the program and registration will be communicated to students in supported courses during the first week of the semester. For details, visit

<https://academicsupport.jhu.edu/pilot/>

Ms. Ariane Kelly, Director of Academic Support
Office of Academic Advising and Support

WRITING CENTER

The Writing Center offers one-on-one help at any stage of the writing process. The Center is typically open from 2 pm to 10 pm, Sunday through Thursday, and is located in the Hutzler Reading Room in Gilman Hall. For more information, see <https://krieger.jhu.edu/writingcenter/>.

MILTON S. EISENHOWER LIBRARY

Overview

MSE Library is the Homewood campus's principal research library. Librarians help students to research information on any topic via the Information Desk and Research Consultation Office on M-Level or by calling 410-516-8335 and asking for the librarian on duty. Additionally, you can send in your question online to <http://library.jhu.edu/services/forms/asklibrsc.html>. Tours of the library are offered during Orientation, and workshops designed to familiarize new students with library services and research techniques are offered continually. See <http://library.jhu.edu> for details. At any time (even now!) you may use your JHED ID and password to access the library's subscription databases from off-campus.

<https://www.library.jhu.edu/library-hours/milton-s-eisenhower-library/>

CENTER FOR STUDENT SUCCESS

The CSS brings together programs that share a mission of helping students to thrive in academic and personal terms. From orientation to graduation, the CSS seeks to enrich the points of connection that undergraduates have to their own experience at JHU so that they can build the contexts that make their experience meaningful, successful, and enduring. We use high-impact, transformational practices toward an overall goal of enhancing students' experiences as they transition to and through Johns Hopkins. Visit us at: <http://studentaffairs.jhu.edu/student-success>.

CSS programs and initiatives include:

- FLI Network
- Success Coaching Program in Academic Advising (SCAA)
- Hop-In
- Johns Hopkins Underrepresented in Medical Professions (JUMP)
- National Fellowships Program
- Academic Advising / Success Coaching Program

Center for Student Success
3003 N Charles Street, Suite 183

410-516-8666
studentsuccess@jhu.edu

NATIONAL FELLOWSHIPS

Johns Hopkins is committed to providing support for students interested in applying for nationally-competitive fellowships. The National Fellowships Program oversees twenty-five prestigious external awards that fund undergraduate study (such as the Goldwater Scholarship for aspiring STEM-field researchers) and post-baccalaureate study/research (such as the Fulbright Grant, supporting an academic year in 140 countries; the Marshall Scholarship, funding one-two degrees at any university in the UK; and the Truman Scholarship, recognizing students with exceptional readiness for a career in government or public service). They work with students to identify which fellowships fit their particular interests and abilities, advise them through the application process, and guide them toward composing their strongest, most compelling applications. As a first-year student, your best preparation is selecting the classes that best reflect your interests, building relationships with faculty, and getting involved in extracurricular activities that you're passionate about. Fellowship information sessions are held during the academic year. See <https://studentaffairs.jhu.edu/fellowships> for details.

HOURL (HOPKINS OFFICE OF UNDERGRADUATE RESEARCH)

HOURL is a resource available to all Hopkins undergraduates to help find research opportunities, fund research opportunities and share research experiences across all fields from humanities to STEM. We also work with mentors to help them include more undergraduates in their research.

For details visit: <https://research.jhu.edu/hour>

To contact us: email - HOURL@jhu.edu

Drop-in hours: Student friendly drop-in hours available, check website for details



DIVERSITY AND INCLUSION

Johns Hopkins University seeks to foster an environment that welcomes all forms of diversity. Whether it be a diversity of gender, race, ethnicity, religion, ideas, culture, etc., we aim to help all students feel included in our campus community. We believe that by exposing students to the wide array of variety in the human experience and promoting free discussion regarding those differences, we can help students learn, grow, and mature as individuals.

OFFICE OF MULTICULTURAL AFFAIRS

The Office of Multicultural Affairs (OMA) strives to enhance the co-curricular experience of students and support the University's efforts to promote diversity and inclusion. OMA achieves these goals by providing direct services to students and collaborating with members of the University and Baltimore communities to create an inclusive campus environment. The following services and programs are ways the OMA promotes diversity, leadership development and student success.

Diversity Programs and Initiatives

- Diversity Education
- Student Leadership Training
- Cultural Programs
- Individual Consultation and Referrals
- Advising for Multicultural Student Organizations
- Supporting First Year students via the Mentoring Assistance Peer Program (MAPP)

OMA is a place where ***all*** members of the University community can participate in academic and social events in a relaxed environment. OMA is located in the Diversity and Inclusion Suites in Homewood Apartments. Diversity and Inclusion is also home to Women and Gender Resources, LGBTQ Life, and Campus Ministries (located in the Bunting Meyerhoff Interfaith and Community Service Center). See below for more information about these resources. Diversity and Inclusion Suites also provides meeting rooms for campus offices and student organizations. Visit us at: <http://studentaffairs.jhu.edu/oma> .

3003 North Charles Street, Suite 100



LGBTQ Life

LGBTQ Life provides support, education, and advocacy around sexual orientation, gender identity, and the intersections of those identities with other identities. The office provides a central networking place for lesbian, gay, bisexual, transgender, queer, and asexual people and their allies. In collaboration with our many campus partners, we are working towards making Hopkins a safer and more inclusive place for people of all sexual orientations and gender identities.

Women and Gender Resources

Women and Gender Resources (WGR) provides programming and services designed to promote the academic, personal and professional achievement of women students. WGR supports and advises all students on matters related to gender equity and serves as a central hub for on-campus information and events related to women, gender and inclusion. WGR oversees The Women's Advisory Board, Women's History Month, The Masculinity Project (in collaboration with LGBTQ Life) and participates in the facilitation of the Identity and Inclusion workshop for all first-year students.

The Interfaith Center

The Bunting Meyerhoff Interfaith and Community Service Center (IFC) is available 9am to 9pm Sunday through Friday during the academic year. They welcome all - religious or not - to stop in for a cup of tea, a friendly conversation, a study break, or simply as a place to hang out. The IFC has rich and diverse opportunities to explore a variety of religious traditions and spiritual paths, engage in interfaith dialogue and learning, work on community service projects and find connections with others.

STUDY ABROAD

Study Abroad provides opportunities for you to use and further develop your knowledge and personal skills through study, field work, research, and service at universities and programs throughout the world. Both the Krieger School of Arts and Sciences and the Whiting School of Engineering have established exchanges and programs in Madrid, Paris, Havana, Shanghai, Buenos Aires, Bologna, Tokyo, Haifa, Berlin, Copenhagen and a host of other locations. In addition to University-sponsored programs, The Office of Study Abroad also has a portfolio of approved programs with opportunities for every major ranging from analyzing ice cores in the Antarctic to producing student films in Prague. Approved programs are especially good for students pursuing majors in pre-professional or STEM fields.

For students who may not be able to study abroad for a semester or academic year, JHU sponsors faculty-led, short-term programs in January or during the summer. Short-term programs enable you to concentrate on a unique experience-- such as learning a new language, participating on international engineering projects, or interning with service organizations abroad.

Students with a term GPA of 3.00 or higher are eligible to study abroad for a semester as early as the second semester of the sophomore year and as late as the first semester of the senior year. All students may study abroad during the Intersession and summer.

Where can I get more information?

You can explore JHU's global programs on the Study Abroad website at **<https://studyabroad.jhu.edu/>**

Engineering students should also speak to faculty advisors and advisors in the Office of Engineering Advising (125 Wyman Park Building) to discuss how to integrate study abroad into the engineering curriculum.

COUNSELING CENTER

The Counseling Center provides a variety of services free of charge to assist students in meeting their personal and mental health needs and goals. Our mission is to facilitate the personal growth and development of students. Our counseling services and outreach programs are designed to enhance the personal and interpersonal development of students and to maximize their potential to benefit from the academic environment and experience. We further strive to foster a healthy, caring university community that is beneficial to the intellectual, emotional and physical development of students.

The Counseling Center values social justice inside and outside of the university. We therefore engage in and support dialogue about how to facilitate meaningful changes on individual and societal levels. We strive to create a safe space where thoughtful and appreciative exploration of diversity is the norm.

Visit <https://studentaffairs.jhu.edu/counselingcenter/> for details about their delivery of services.

STUDENT DISABILITY SERVICES

Johns Hopkins University is committed to facilitating the success of qualified individuals with disabilities admitted to the undergraduate programs. Students who may need accommodations in college are urged to contact Student Disability Services now to discuss how the University could provide reasonable accommodations. Contacts with SDS are treated as confidential and subject to the Federal Educational Records Privacy Act (FERPA). SDS will not share information about your disability or accommodations with faculty without your consent.

Registering for the First Time with Student Disability Services

All admitted students who wish to receive accommodations for a disability must complete an electronic intake form, and provide documentation. Your documentation will be reviewed and an Intake Interview will be scheduled to complete the registration process. Information on the registration process is at

<https://studentaffairs.jhu.edu/disabilities/prospective-newly-admitted-students/>.

PRE-PROFESSIONAL ADVISING

The Johns Hopkins University Office of Pre-Professional Programs and Advising serves current students and alumni pursuing career interests in

healthcare or law professions. Our role is to help you make informed decisions as a pre-health or pre-law student, secure relevant experience, overcome obstacles, and navigate the graduate professional school application process. Our office offers individual advising appointments, small group meetings, specialized workshops and experiential programs, bi-weekly newsletters for pre-health and pre-law featuring upcoming events and opportunities, online guides and resources, and other services to assist you with every step of your journey to graduate professional school. For more information about the services and resources offered by the Office of Pre-Professional Programs and Advising, visit our website at: studentaffairs.jhu.edu/preprofadvising.

Our resources are available to students beginning in their first year at the university. If you are considering a career in healthcare or law, it is imperative that you connect with our office early in your time here at Johns Hopkins.

If you are a PRE-HEALTH student (pre-med, pre-dental, pre-vet, etc.), we encourage you to do the following:

- **Download Guide One: Pre-Med & Pre-Dental Planning at Johns Hopkins** from studentaffairs.jhu.edu/preprofadvising/pre-medhealth/guides. *Guide One* includes an overview of pre-health requirements, academic planning suggestions, advanced placement credit, covered grades, recommended courses, and more. (This document is updated every August.)
- **Register for your listserv.** If you declared yourself pre-health in your Freshman Advising Profile, you will automatically be added to the “jhugradyear2026health” listserv over the summer. If you did not indicate an interest in pre-health when you applied to Hopkins, please register for the pre-health listserv at studentaffairs.jhu.edu/preprofadvising/pre-medhealth/sign-up-for-the-pre-medhealth-listserv to receive important emails, announcements, newsletters, and other relevant information for Johns Hopkins pre-health students.
- **Register for “Pre-Health 101.”** **All** pre-health freshmen are required to attend one of these sessions **before** they can register for individual appointments with a pre-health advisor. The schedule of sessions will become available during the first week of classes.
- **Choose courses** that you are genuinely interested in taking. You will perform best in those courses that you find engaging and exciting.
- **Attend programs and events.** All relevant events and programs are announced via the pre-health listserv and on our Facebook page.
- **Like our Facebook page.** Search Facebook for “Johns Hopkins Office of Pre-Professional Programs & Advising” and “like” our

page. We share information about events and programs as well as other important announcements via Facebook.


- **Follow us on Instagram @jhuprehealth.**

If you are a PRE-LAW student, we encourage you to do the following:

- **Register for your listserv.** If you declared yourself pre-law in your Freshman Advising Profile, you will automatically be added to the “jhugradyear2026law” listserv over the summer. If you did not indicate an interest in pre-law when you applied to Hopkins, please register for the pre-law listserv at studentaffairs.jhu.edu/preprofadvising/pre-law/pre-law-listserv to receive important emails, announcements, newsletters, and other relevant information for Johns Hopkins pre-law students.
- **Meet** with our pre-law advisor early in your undergraduate career.
- **Consider majors that interest you** and that will develop the basic foundational skills (reading, writing, analysis, broad world views and knowledge, etc.) that will help you succeed once you enroll in law school.
- **Choose courses** that you are genuinely interested in taking. You will perform best in those courses that you find engaging and exciting.
- **Attend pre-law programs** sponsored by Pre-Professional Programs and Advising (all events and programs are announced on the “jhugradyear2026law” listserv).
- **Participate in extracurricular activities** you are interested in and passionate about.
- Seek summer opportunities in a legal setting or an internship during the school year.

LIFE DESIGN LAB AT HOMEWOOD

First-year students engage with the Life Design Lab throughout their Hopkins experience to expose a variety of professional opportunities and design a unique path toward the most fulfilling post-JHU life possible. Our Life Design Educators are embedded within all academic departments and many of our student organizations so every student can engage with one or more educators as part of their academic and co-curricular experience. With two LDEs



dedicated to the first-year experience and aligned with residence life, you can begin your integrative learning and life design right away.

To engage with your Life Design Educator and take advantage of our programs, log onto our Handshake portal, jhu.joinhandshake.com, where you can find events, resources, listings, and more.

Life Design Lab at Homewood <https://studentaffairs.jhu.edu/life-design/>

FAST FORWARD U

FastForward U, a department within Johns Hopkins Technology Ventures, is a collaborative, cross-disciplinary environment that provides training, space, funding and a community that empowers Johns Hopkins student entrepreneurs at whatever stage of conceptualization to develop ideas and disruptive technologies into successful businesses. FastForward U offers a variety of programming and business support throughout the year including an accelerator for student ventures, funding competitions, mentorship and 1:1 support. The 10,000 square-foot space located on the southwestern corner of the Homewood campus is open 24/7 and includes 2,000 square feet of makerspace operated by the Whiting School of Engineering that is available to all University students, staff and faculty.

<https://ventures.jhu.edu/programs-services/fastforward-u/>


STUDENT LIFE

The **Office of the Dean of Student Life** aims to cultivate an inclusive and healthy community that fosters growth, exploration, and engagement. We oversee student involvement, campus programming, diversity initiatives, and housing and dining services. Their website <https://studentaffairs.jhu.edu/student-life> provides an overview to all of the opportunities to become involved in campus life. Their Student Outreach and Support staff include case managers who provide one-on-one support for students who are experiencing difficulties related to health, family emergencies, or other areas of concern.

COMMUNITY SERVICE

Center for Social Concern

The Center for Social Concern fosters a lifelong commitment to active citizenship by integrating **education, action, and reflection**. We believe that **EDUCATION** is crucial for ethical community engagement. We believe it's important to take **ACTION** in the lives of our communities. We believe that participating in **REFLECTION** and discovery is transformative to your career at Hopkins and beyond.



In order to achieve this mission we have developed programming that combines education, action, and reflection for a truly transformative experience. We offer a plethora of experiences that will fit your interest, ranging from one-on-one tutoring sessions with Baltimore City School students, to cleaning up a community garden, to participating in a year-long fellowship program, and many more. Through all of these experiences, you'll gain a better understanding of Baltimore neighborhoods, local initiatives, culture, and leave with a deeper appreciation of your new home and community. You'll also create meaningful friendships with fellow students who share similar passions for civic engagement, leadership, and volunteer work.

Additionally, we work closely with faculty to offer Community-Based Learning courses which allow faculty, students, and community groups to collaborate in pursuing community-identified goals and academic course objectives over a semester or longer. Our goal with CBL is to expand community engagement, and increase academic learning through real world enriching experiences.

However you choose to be involved with the CSC, our Hopkins students play an invaluable role in supporting local nonprofits, community groups, and government agencies in achieving their missions. So, if you have a few hours available to volunteer each month or perhaps are looking to dive a bit deeper and learn about a social issue through longer-term immersion programming, stop by our office (3103 N. Charles St.) to learn how to become involved. Follow us on Instagram (@HopkinsCSC) or Facebook (@HopkinsCSC).

ROTC

Enrollment in the JHU ROTC Program prepares students for full- and part-time careers in the U.S. Army and its Reserve Forces, as well as providing leadership and management skills valuable in any profession. Freshmen interested in learning about the military profession should contact the program for additional information, enrollment procedures, and scholarship information.

www.jhurotc.com

OFFICE OF INTERNATIONAL SERVICES

The Office of International Services (OIS) supports international students, scholars, and faculty at the Homewood Campus to ensure that the legal and cultural needs of our international communities are met and that these individuals can achieve their academic and personal goals.

The office and staff also offer resources which help all members of our University community identify, understand and respond to the adjustment process of those who have newly entered the American culture. Learn more about our office at **<http://ois.jhu.edu>**.

FINANCIAL AID

The Office of Student Financial Services is available to support your family throughout your time at Hopkins. Contact their office with any questions regarding financial aid awards, options for covering college costs, and renewing your financial aid for future years. If a change in financial circumstances is ever impacting your ability to cover educational costs, be sure to contact the Office of Student Financial Services as soon as possible to discuss next steps. Visit their website at <https://finaid.jhu.edu> to learn more about types of financial aid, policies and procedures, and find answers to common questions.

ORIENTATION & FIRST-YEAR EXPERIENCE

Orientation and First-Year Experience exists to facilitate a successful transition for students through meaningful programs and events, resources, and initiatives that foster an inclusive community and create opportunities for intellectual and personal growth.

New Student Orientation

Transfer and international students are invited to move-in early and take part in a supplemental orientation program that begins prior to the start of New Student Orientation. Following the Transfer and International Orientation Programs, transfer and international students will then participate in the larger New Student Orientation program.

New Student Orientation is a one-week program for all new students that will leave you prepared and excited to begin your first-year. With the assistance of a First-Year Mentor, students will get an overview of academics, student life, and what it takes to make a smooth transition to college. **Participation in all New Student Orientation programming is expected of all new students.**

INDEX

Absence Due to Illness	17
Absence for Religious Holidays.....	18
Academic Advising	39
Academic Integrity	20
Academic Probation for Unsatisfactory Performance	16
Academic Requirement and Undergraduate Academic Catalogue	11
Advising Selecting a Major	4
Advisors at Johns Hopkins	5
Approved Absences	18
Arts and Sciences students	14, 22, 33
Attendance Policies.....	17
 B'More and Other Courses	 19
 Center for Student Success.....	 42
Choosing a Language	35
Community Service	50
Counseling Center	47
Course Selection for Arts and Science Students	21
Course Selection for Engineering Students	25
 Dean's List	 16
Directors of Undergraduate Studies	6
Distribution for Arts and Sciences Students	12
Distribution for Engineering Students	13
Distribution Requirement	11
Diversity and Inclusion	44
 Email and Communication	 7
Engineering schedule.....	8-9, 11, 13, 19-21, 24-28, 38, 48
 Faculty Advisors	 6
Fast Forward U	50
Final Exam Schedule.....	19
Financial Aid	18, 52
First-Semester Courses	21
First-Year Seminar.....	11
Foreign Language	35
 General Information about Course Numbering	 14
General information about Engineering Students	25
Grading and Academic Status	16
Grading and GPA	16
 Hour (Hopkins Office of Undergraduate Research)	 43
How to Read Course Descriptions.....	32

How to succeed at Hopkins	8
How to use this guide	4
Lessons at Peabody	37
LGBTQ Life	45
Life Design Educators	6
Life Design Lab	49
Major and Minors–Whiting School of Engineering	31
Majors and Minors – Krieger School of Arts and Sciences	29
Math Placement	36
Mentors, Tutors, and University Staff	6
Milton S. Eisenhower Library	41
Music	37
National Fellowships	42
Nondiscrimination statement	3
Office of International Services	51
Office of Multicultural Affairs	44
Once you arrive at Hopkins	5
Orientation & First-Year Experience	52
Peabody Conservatory	37
Peabody Double-Degree	21
Pilot Learning	41
Policies for External Credits Earned via Exam	16
Pre-Law	49
Pre-professional Advising	47
Pre-Professional Advisors	6
Professional Academic Advisors	5
Research and Independent Academic Work	17
Residency Requirement	11
ROTC	51
Section 1 Advising and Academics	4
Section II Selecting Courses	21
Section III Resources	38
Satisfactory Academic progress	18
Student Disability	47
Student Life	50
Study Abroad	46
Study Consulting Program	40
Summer before starting at Hopkins	5
Textbooks	34
The Challenge of Learning at JHU	8

The Interfaith Center	45
Tips for Getting Started on the Right Foot	7
Tips for the Start of the Semester	38
Total Degree Credit Requirement	11
Transcript	36
Transfer Credit	14
Tutoring	40
Waitlists	34
Waitlists and Textbooks for Courses.....	34
Welcome	4
Women and Gender Resources	45
Writing Center.....	41
Writing Requirement.....	13
Writing-Intensive Requirement	11

